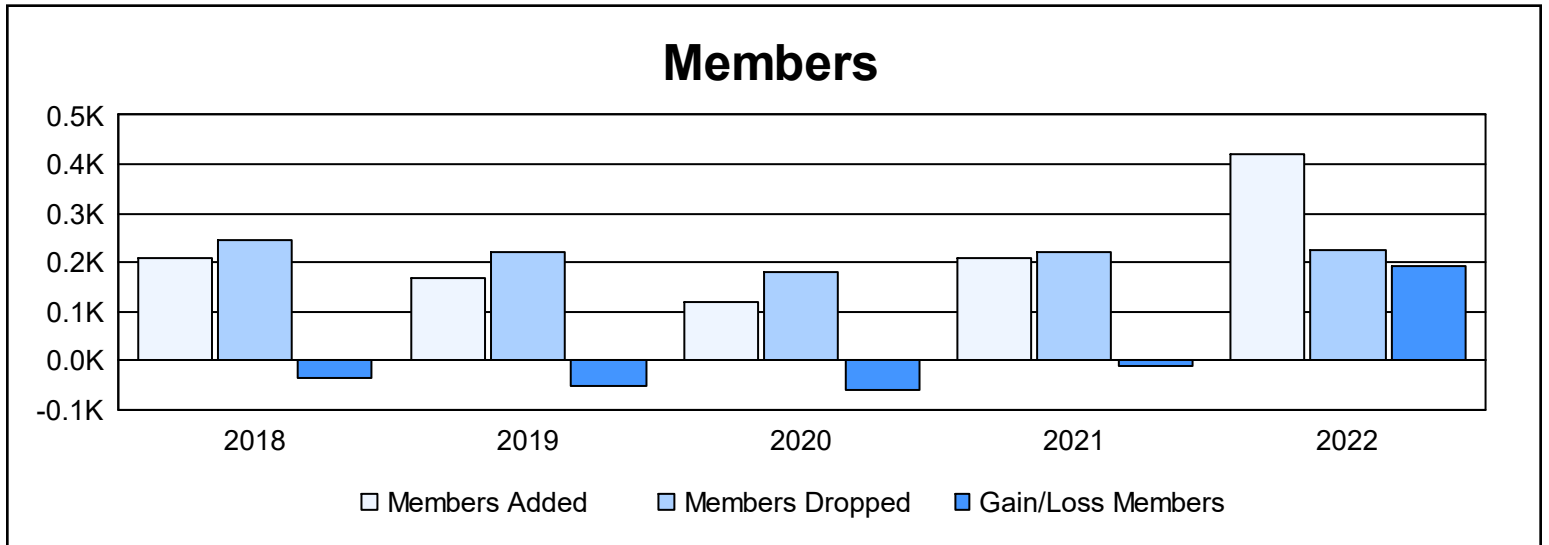
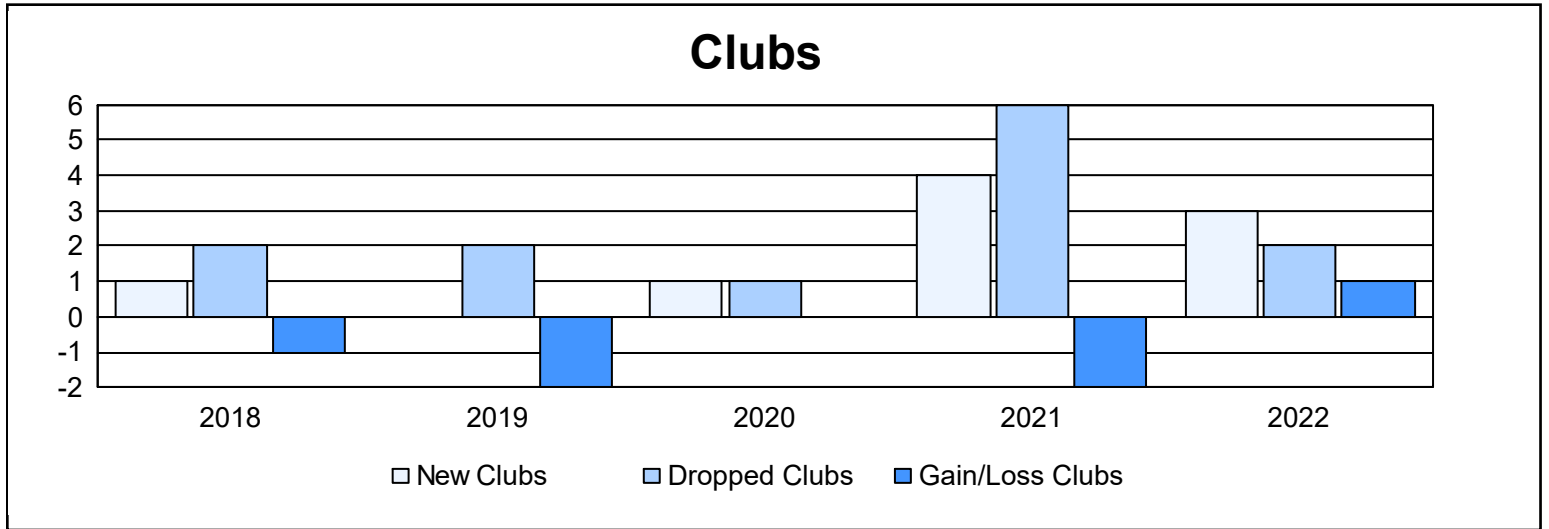
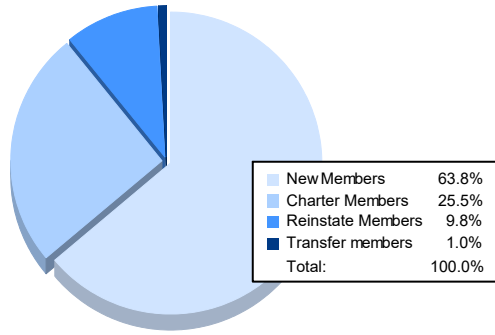


| Year           | New Clubs | Dropped Clubs | Gain/Loss Clubs | New Members | Charter Members | Reinstate Members | Transfer Members | Total Member Added | Total Members Dropped | Gain/Loss Members |
|----------------|-----------|---------------|-----------------|-------------|-----------------|-------------------|------------------|--------------------|-----------------------|-------------------|
| 2017-2018      | 1         | 2             | -1              | 175         | 21              | 5                 | 7                | 208                | 245                   | -37               |
| 2018-2019      | 0         | 2             | -2              | 129         | 5               | 30                | 5                | 169                | 222                   | -53               |
| 2019-2020      | 1         | 1             | 0               | 65          | 53              | 1                 | 2                | 121                | 182                   | -61               |
| 2020-2021      | 4         | 6             | -2              | 115         | 87              | 6                 | 1                | 209                | 222                   | -13               |
| 2021-2022      | 3         | 2             | 1               | 268         | 107             | 41                | 4                | 420                | 226                   | 194               |
| <b>Average</b> | <b>2</b>  | <b>3</b>      | <b>-1</b>       | <b>150</b>  | <b>55</b>       | <b>17</b>         | <b>4</b>         | <b>225</b>         | <b>219</b>            | <b>6</b>          |



### Membership Composition June 2022 Cumulative



### Gender Composition June 2022 Cumulative

